

**INDIA'S LEADING**  
FITNESS EQUIPMENT BRAND

**KFS FITNESS INDIA LEADING COMMERCIAL**  
**GYM EQUIPMENT BRAND**

- **8000+** GYM SETUPS • **35,000+** SATISFIED CLIENTS
- **PAN INDIA** PRESENCE FOR SEAMLESS **SERVICE**
- **24X7** AFTER-SALES SUPPORT + **INDUSTRY'S BEST WARRANTY**
- BACKED BY **10+ YEARS** OF PROVEN **EXPERIENCE IN THE FITNESS INDUSTRY**
- FREE CONSULTATION & **VALUE-ADDED SERVICES** WITH EVERY PROJECT
- PROFESSIONALLY **TRAINED SALES** & MARKETING TEAM

**Address :** 2nd Floor Kuber Tower, Ajronda Sec-20b Faridabad 121001  
**Mob :** +91-9205179977, +91-9717780763 **Email :** info@kfsfitness.com

[www.kfsfitness.com](http://www.kfsfitness.com)

 [facebook.com/kfsfitness](https://facebook.com/kfsfitness)  [instagram-kfs\\_fitness](https://instagram-kfs_fitness)  [YouTube.com/kfsfitness](https://YouTube.com/kfsfitness)

[www.kfsfitness.com](http://www.kfsfitness.com)

# ***KFS FITNESS***

***KFS FITNESS offers heavy-duty  
Gym Equipment for commercial use.  
Our machines are beautifully designed  
while offering excellent quality  
Each design goes thru an endurance test  
for safety and to ensure long service  
life before being introduced to  
the market and each equipment are  
tested before packing.***

## **KFS FITNESS**

**INTRODUCTION** 04

---

## **CARDIO**

TREADMILLS 08

CROSS TRAINER 15

SPIN BIKES 16

AIR BIKE 16

UPRIGHT BIKES 18

R BIKE 18

JACOBS 19

LADDERMILL 19

---

## **STRENGTH SERIES**

XMTM SERIES 20

T9 SERIES 30

T8+ SERIES 38

M8F SERIES 46

INFINITE SERIES 54

T6 SERIES 66

M5 SERIES 74

ETERNAL DUAL SERIES 78

MV PRO SERIES 80

PLATE LOADED V SERIES 82

---

## **FREE WEIGHTS**

PLATE LOADED 94

FREE WEIGHT 96

---

## **CROSSFIT CAGES**

CROSSFIT 110

---

**ACCESSORIES** 112

---

**INSTALLATION** 114

**CLIENTS** 120

---

**COMPANY EVENTS** 128

---

# ABOUT KFS

**Our Vision:** -Make world a fitter place with wide speed fitness services

**Our Mission:-**

Fitness made affordable with " OUR "high research & technically super effective fitness equipment.

**Values:**

1. RESPONSIBILITY

2. INTERGRITY

3. AFFORDABILITY

4. AGILITY

We look forward to help you achieve your health and fitness goals.

Whether you are an elite athlete striving for the ultimate in performance or just getting started with an exercise program, KFS FITNESS has the fitness solutions you are looking for.

**Experience** - We have been in the fitness industry for over 10 years, and have served the needs of individuals, schools, and other organizations looking to shape up, lose weight, maximize strength and performance, and lead healthier lives

**Selection** - We offer a broad range of top quality commercial fitness equipment from manufacturers across the nation. Our selection of cardio and strength equipment includes popular items, such as treadmills, ellipticals, and free weights, as well as equipment to support the latest exercise trends, such as CrossFit cross training and indoor cycling.

**Expertise** - KFS fitness specializes in custom home and commercial gym design. Our knowledgeable equipment experts can help you design a custom gym, fitness center, or health club. Not sure what equipment you need? We can make equipment recommendations & suggestions for facility layouts. Our goal is to work within your budget to deliver top quality solutions for the best possible workouts.

We are in this for the long run. When you're making such a big investment, you need and deserve first-class assistance from an expert in the product you're buying.

We care about what happens after you've made your purchase.

See, that's what's unique about us. We don't just sell you a piece of equipment. Our customer service starts before your purchase and extends all the way until after your product has been successfully delivered and installed. Our highly trained experts will do everything they can to make sure you get the absolute best products at the best price for your fitness or business goals, unique space requirements, financial needs, and time schedule.



**Swabhiman  
Excellence Awards**  
Best Fitness Equipment  
Brand Of The Year 2022-2023



**Winner Of Inspire**  
India Fitness Equipment Brand  
Of The Year Award

# WHAT WE DO

## Commercial Gym Installation

From complete gym installations, full gym re-fits, or an upgrade to machines, accessories or flooring, we offer a comprehensive commercial gym installation service. We have worked with a huge range of commercial gym operators from small start-ups to large established chains. Over time **KFS FITNESS** has been one of the leading choices for new upcoming gyms.



## Home Gym Installation

With the fast pace of modern-day life, many people are now looking for ways to keep fit from the comfort of their own home. Home gyms are an increasingly popular option for those who are unable to access a public gym or feel more comfortable exercising at home. We provide custom-built home gym installations tailored to individual needs, budget, and space available. We can ensure your installation is equipped with the highest quality machinery on the market.



## Corporate Gym Installation

Corporate gym installations are becoming an increasingly popular option for companies looking to attract new employees while also enriching the working lives of current employees. Research has shown that exercise can improve employee morale, making them more highly motivated and more productive. Employees that are fit and healthy will also be less likely to take sick leave which in turn contributes to a company's bottom line. It also fosters a feel-good factor and facilitates a degree of social interaction between employees. We facilitate custom-built corporate gyms tailored to the needs and budget of your company. Our team of experts will work with you to from start to finish to create a gym facility that has your employee's best interests at heart.



## Hotel Gym Installation

Hotel gym equipment is often a key factor for guests. Our knowledge and vast experience in the hospitality sector gives your business the capacity to provide a highly satisfactory fitness solution to your guests and any other gymusers. Just as you manage every detail of your guest's experience – from check-in to check-out – we can help you design and create an inviting, functional, and sophisticated fitness center. We can now also arrange finance for hotels, allowing you to upgrade your gym equipment without making a huge dent in your cash flow.



## Experience

Your installation starts with a detailed consultation process where we will discuss your fitness requirements and how we can best serve them with our range of equipment available. Our team of expert consultants will help you decide on layouts given the space available, always taking into consideration health and safety precautions.



## Gym Design

As gym designers, we combine knowledge and understanding of gym architecture and engineering to help bring concepts to life. At the design stage, we take a variety of factors into consideration such as safety, aesthetics, lighting, and ventilation. Our eye for detail will ensure you have a gym that is both stylish and fit for purpose.

## Custom Software

Our bespoke gym management software suite assures that your installation will operate with the highest possible level of expectation. We designed our software from the ground up to give installation managers the ability to monitor and accept memberships from anywhere, anytime, with ease. Packaged in with this suite is our custom built 2-4 lane turnstile system that integrates seamlessly with our management software giving you a full feature-complete installation out of the box.



## Consultation Process

Taking the time in the beginning to carefully listen to your needs will allow us to build a gym that goes above and beyond your expectations. From the initial consultation using our design brief questionnaire, we will listen carefully to your gym design ideas, making sure we clearly understand what you would like to achieve. We will then assemble several design options that will work within your budget and devise preliminary layouts giving you the chance to visualize the gym equipment and how the final design might look.

## Equipment Selection

Creating a bespoke gym away from busy, crowded and alienating gyms are becoming increasingly popular as they are a convenient way to get fit. Our fitness acumen and gym equipment knowledge means we are also able to give well-informed advice on different pieces of fitness equipment from a number of suppliers whether it's a treadmill, elliptical cross trainer or any other type of gym machine.



»» KFS FITNESS  
**CARDIO**



## **M-003 TREADMILL**

Heart rate monitoring: Heart rate sensor is inside the fixed handle. This ensures increased precision and makes it suitable for users of all body types. Heart Rate display range is 50-256 BPM. Heart Rate is displayed in realtime.

Max User Weight: 260 kg

Speed: 1 - 20 km/h

Incline Range: 0% -20%

Running surface: (580mm by 1500mm)

Motor: 4.0 HP (max: 8.0 HP)

LED Display Screen displays: Time, Distance, Calories, Power, Heart rate and Speed.

3 Preset Programs - Calories Count Down, Distance Count Down and Time Count Down.

5 Fixed Programs (P1, P2, P3, P4, P5)

2 User Defined Programs (01, 02)

Width: 930 mm

Length: 2245 mm

Height: 1765 mm

Net Weight: 308 kg



**U-02 Premium TREADMILL**

Motor ac	3hp
Max Power	7 Hp Peak
Running Board	High-strength, 25t
Max Static Load Capt.	600kg
Running Belt	2.4t Running Belt
Speed Range	1-20km/h
Incline Range	0-20%
User Weight Support	200kg
Frame	40*120*t2.5Rectangular Tubes
Inverter	Taiwan Brand Inverter Heart Rate Sensor Chip

**MS-80 TREADMILL**

- ⊙ MS-80 running machine looks great in any gym environment.
- ⊙ This kind of fitness machine features an automatic lubrication system, digital signal transmission system, nonskid running belt. The combination of fashion and technology guarantees you the stability and security when training.
- ⊙ A special battery management system, it ensures the treadmill can continue to run in the event of a sudden power failure or rapid switch-on, which improved the stability and security of the treadmill.
- ⊙ Polyurethane-foam handles, soft and comfortable.
- ⊙ With a roller dimension of 100mm, a shock-proof running deck of 25mm thick, reliable, and stable.
- ⊙ Square emergency stop button with a long service life. High-performance resistance touch screen, control panel with multiple isolation guards, prevent the electrostatic interference on the touch screen. Built-in LCD touch screen system.
- ⊙ The function of free speed selection, incline selection, soft-stop, ODO record, handle pulse.
- ⊙ 8 pre-set programs, infinite user program, free setting for time, distance, and calorie counting.
- ⊙ Silent AC inverter motor: 3.5 HP (continuous), 7 HP (maximum). No noise when speeding up.
- ⊙ 320 kg user weight support.



**M-9800A TREADMILL**

Motor	3.5 HP ( 7 HP Peak )
TFT display screen	18.5" capacitive touch screen
LED display screen	18.5"; multi-window
Console upright	Steel pipe (50*150)+Steel plate (5.0T)
Sliding rail, Pedal	Hardened high-strength PVC
Handrail	Once-forming PU foam
Touch-type key	PMMA-touch screen panel
Heart rate sensor chip	Integrally formed heart rate sensor chip never slips.
Running belt	3.2T (standard configuration)
Running board	Highest strength; 25T; static load capacity: 600KG
Inverter	Made in Japan (optional)/Korea (optional)
Water bottle holder	Personal belongings can be placed here
User Weight	240 Kg



**CURVE TREADMILL**

Specification : Two-Sided Bearing with 6 Levels of Resistance Aluminum Interior + Natural Rubber Exterior  
Belt: Kevlar Material Enhanced/Deeper Curve  
LED Screen: Intervals, Distance, Target HR & Calories  
Ergonomic Curve Design Self Powered  
Max User Weight : 280kg  
Heavy Commercial Construction  
Dimensions: 79" x 35" x 56" Product Weight: 350lb



**M-9900 TREADMILL**

LED Display Screen - Multi-window display  
Heart rate monitoring: Built-in heart rate sensor chip  
Max User Weight: 240 kg  
Speed: 1 - 20 km/h  
Incline Range: 0% -20%  
Running surface: (560mm X 1595mm) combined with anti-slip design, mute and shockproof. Offering you greater stability & safety when running.  
Motor: 3 HP (7 HP Peak)  
Automatic oiling system  
LED Display Screen displays the speed, incline, heart rate, heart rate average, heart rate peak, pace, average pace, elapsed time, time remaining, time in zone, instant of time, distance, taken distance, distance remaining, calorie, hourly calorie, rest calorie, power, metabolic rate training program; quick start, custom relaxed mode, manual goals, mountaineering, climbing, fat burning, intermittent timing, cardiopulmonary function training, etc..

Width: 950mm, Length: 2365mm, Height: 1525mm, Net Weight: 215kg

**PN-5000 TREADMILL**

LED Display Screen, 18.5 Inches  
Max User Weight: 240 kg  
Speed: 1 - 20 km/h  
Incline Range: 0% -20%  
Running surface: (580mm by 1560mm)  
Motor: 3 HP (7 HP Peak)  
LED Display Screen displays: Time, Distance, Calories, Power, Heart rate and Speed.

**Specs & Dimensions**  
Width : 890 mm, Length: 2210 mm, Height: 1665 mm



**MS-95 TREADMILL**



Length	2250 MM
Width	930 MM
Height	1650MM
Effective running surface	1650*530 MM
Width of running belt	560MM
Net weight of equipment	234 KG
Gross weight of equipment	292 KG
Gross weight of console	40.5 KG
Gross weight	251 KG
Motor	3 HP (7 HP Peak)
User weight	220 Kg

**Operating system**

1. Android 4.2 operating system, 1.4GHz quad-core processing chip from America, 1G RAM, 4G NANDFLASH
2. High performance resistive touchscreen
3. Build-in WIFI module allows to connect to wireless network for high-speed internet access, supporting cable TV and digital TV.

**PN-8000 BLUE TREADMILL**



Beautiful appearance, stable performance, and advanced automatic adjustment system enhance the durability of the machine and the convenience of using digital signal transmission, and more accurately prevent abrupt shutdown and sudden acceleration.

**Feature of Display System**

Beautiful appearance, stable performance, and advanced automatic adjustment system enhance the durability of the machine & the convenience of using digital signal transmission, & more accurately prevent abrupt shutdown and sudden acceleration.

Name	Commercial Treadmill
Size	2310*960*1700
Console	TFT/LED
Motor	3 HP (7 HP Peak)
Speed Range	1.0-20.0
Incline Range	0-15%
User Weight	240 kg

**KT-9000 TREADMILL**

Product Name	Electric Gym Treadmill
Length	2175mm
Width	980mm
Height	1715mm
Running surface	1480*580MM
Running belt	590MM
Thickness of Running Belt	2.4MM
Gross Weight	378KG
Net Weight	284KG
Speed Range	1-20km/h
Incline Range	0-20%
Rated Voltage	220V + 10% (50Hz or 60Hz)
Operation Temperature Range	0 - 40°C
Motor	4 HP (8 HP Peak)
User Weight	180 Kg



**PN-6000 TREADMILL**

Machine Dimension	2310L*960W*1700H (mm)
Effective Running Surface	1540L*580W (mm)
Weight Allowed	180KG
Speed Range	1-15km/h
Incline Range	0-15%
Power Supply	External power supply AC 220V±10% (50Hz/60Hz)
Power Cord	16A AC 250V
Overload Protector	13A
Operation Temperature Range	0-40
Certification	EN957-6
Motor power	3 HP (7 HP peak)
User Weight	180 Kg



**PN-7000 TREADMILL**

Motor power - 3HP (7 HP Peak)  
User weight - 230 Kg  
Machine weight - 80 Kg  
Dimensions -1270\*705\*1290

The mainframe is simplified, fashionable, firm, durable, and made of flat oval tubes and rectangular tubes.

**U-02 TREADMILL**

Motor- Ac: 3hp  
Max Power-7 Hp Peak  
Running Board- High-strength, 25t,  
Max Static Load Capacity: 600kg  
Running Belt- 2.4t Running Belt  
Incline Range - 20%  
User Weight Support- 180 Kg  
Frame - 40\*120\*t2.5 Rectangular Tubes  
Inverter - Taiwan Brand Inverter  
Heart Rate Sensor Chip



**AIR ROWER**

Fanned Flywheel: Our air rower uses air resistance generated by the fanned flywheel. To adjust how much air enters the flywheel housing on each stroke simply adjust the settings on the wheel from a setting of 1 to 10. This functions much like the gears on a bike, affecting how much energy will be needed to accelerate from one stroke to the next. Setting 10 allows in the most air for more wind resistance. For most people, the recommended setting is from 3-5. Product Extended Dimensions: 91" L X 24.5" W | Product weight 65 lbs | Seat Dimensions 12" L X 10" W X 2" THICK | Handlebar Length 20". Non-Slip Foot Pedals: Textured non-slip foot pedals will ensure safe rowing during the most strenuous workouts. The adjustable foot straps keep your feet locked in safely while you can focus on exercising. Transportation Wheels: Easy set-up, simple storage, major results. You can quickly break down the rower into two segments for storage or use the included caster wheels for easy transport. Interval Training Equipment: The kfs fitness air rower is a fantastic cardio and strength training home gym machine. While working for your major muscle groups you're also getting an amazing cardio workout. Fan resistance flywheels are well documented by CrossFit athletes.



**AB COSTER**

Supports a more comfortable bottom-up motion with a freestyle swivel seat. Made with durable materials and suitable for gym use and home use. 400 lbs, weight capacity. An excellent exercise with adjustable levels of intensity according to the weight you put in. Easy on your back and neck. Rollers for easy transport. Rubber grip handles.



**WATER ROWING MACHINE**

Product Details : A handcrafted rowing machine with a "water flywheel" that replicates the actual rowing feel. Flywheel sits in the enclosed water tank to provide smooth, quiet, self-regulated resistance. Series 4 performance monitor tracks workout intensity, stroke rate, duration, distance, and more. Solid ash and stained honey oak construction absorb sound and vibration. 1000 lb weight capacity. Stores upright. Assembled dimensions 84" L x 22" W x 21" H. Weight 73 lbs (dry) / 117 lbs (with water).

**COMMERCIAL CROSS TRAINER LDE-13**

LCD with Back light Computer  
 Program Display: Fat Burning/Climbing Program/  
 Intermission Program/Strength Program  
 Individual Exercise : Individual Exercise Date Available,  
 Goal Put In, Heart Rate Control Exercise  
 Program, Electronical Pic&Word Display  
 Self-generating power system  
 High-Power Magnet and Flywheel to get sufficient tension  
 torque and consistent resistance  
 16-Step Tension Control System  
 Hand-Pulse System for Heart Rate Display  
 Data Length: 2200mm / Width: 1650mm /  
 Height: 700mm  
 Machine Weight: 185kg



**COMMERCIAL CROSS TRAINER EL-8809**

NET WEIGHT	175 KGS
DIMENSIONS	1765*1660*1625MM
DISPLAY SHOWS	TIMES, SPEED, DISTANCE CALORIES, CONTACT HEART RATE
RESISTANCE LEVEL	1-16 LEVEL
LED DISPLAY FOR BETTER VIEW	
MAX USER WEIGHT	200KGS





**5818 SPINBIKE**

Equipment : Colour Black (standard configuration)  
 Max user weight : 150KG  
 Up and down adjusting the stroke of the handlebar : 160MM  
 Maximum adjusting height of the handlebar : 1250MM (height from the ground)  
 Up and down adjusting the stroke of the saddle : 290MM  
 Front and rear adjusting stroke of the saddle : 110MM  
 Maximum adjusting height of the saddle : 1150MM (height from the ground)  
 Dimension : 1270mm\*705mm\*1290mm  
 Net weight : 76KG  
 Gross weight : 85KG  
 Package : Carton Packaging  
 Carton Size : 1350mm\*480mm\*1030mm



**LD-921 SPINBIKE**

Product Name : Spinning Bike  
 Load Capacity : 180kg  
 Dimension : 1475\*540\*1250 (mm)  
 Certification : ROHS,CE,ISO 9001  
 Machine Weight : 80kg  
 Flywheel Weight : 24kgs  
 Colour Options : As Customers Requirement  
 Stuffing : PU Foam with Synthetic Leather  
 Quality : Top  
 Application : Commercial Use



**XB-20 FELT FRICTION SPINNING-BIKE**

**Resistance Adjustment :** Felt Friction, Assured Traditional Craftsmanship

**Belt Drive :** Ultr – Quiet Patented Belt Anti Slip Technology  
**Safety Handle :** Non Slip Internal Dippingmake it Safe & Reliable

**Seat Design :** While the Seat Adjustment Device is Conenient for users to Adjust Easily

**Patented Flywheel :** 16Kg Metallic Luster Chrome-Plated Flywheel

**Move Easily :** Equipped with Moving Wheels, One Person can move Easily & Quickly



**AIR-BIKE**

12 fan blades for wind resistance.  
 Nine vertical (height) seat adjustment settings, also horizontal adjustment.  
 Comprehensive monitor read out, Target time, distance, calories, heart rate, 10/20 intervals, 20/10 intervals  
 Assembled dimensions, L 1160mm x W 530mm x H 1330mm



**M-7808R** MAGNETIC-RECUMBENT-EXERCISE-BIKE

The M-7808R-LCD magnetic exercise bike uses an advanced electromagnetic resistance adjustment system, you can adjust the level of resistance.

Length : 1765MM  
 Width : 730MM  
 Height : 1470MM  
 Net Weight : 86KG  
 Gross Weight : 127KG  
 Front and rear adjusting stroke of the saddle : 270MM

**JACOBS**

Motorised ladder motion.  
 Fitted with waist belt which determines on/off function.  
 Top and two side rails.  
 Dimensions, Deep 170cm x Width 95cm x Height 179cm.  
 Ideal for all fitness levels.



**M-7808U** MAGNETIC-UPRIGHT-EXERCISE-BIKE

Frame: 60\*120 oval tube construction and steel tube(d=89)ABS foot plate  
 ECB magnetic control resistance system, imported automatic motor, reliable performance. Dotch drive  
 Track : extrusion of high strength aluminum allot ouch button

Length : 1215MM  
 Width : 730MM  
 Height : 1575MM  
 Net Weight : 63KG  
 Gross Weight : 84KG  
 Seat Adjustment Range : 120MM



**STAIRMILL**

Low impact, non jarring cardio-respiratory workout  
 Increased oxygen intake and muscle strength  
 Improved bone density  
 Maximum Speed: 120 steps per minute  
 User-controlled variable pace to suit all levels of fitness  
 Electromagnetic braking system (no motor)  
 Highly reliable step lock system with sensor/reflector  
 Computer control system  
 Contact heart rate monitor  
 Tracks time, distance in floors, and speed in steps per min  
 Stair Height : 24 cm, Step Height : 18 cm, Power : 220 Volts  
 Step Area : 51 \* 22 \* 18 cm, Drive System : 2.0 AC Motor  
 Meter Reading : Level, Calories, Time, Distance, Speed  
 Max User Weight: 180 Kgs

**TYRE FLIP**

Weight : 145 Kg  
 Intended Use : Commercial  
 Material : Stainless steel  
 Size/Dimension : 1640 x 1240 x 600 mm (W x H X L)



# XMTM SERIES



## Specification

Frame pipe : flat oval pipe 50\*120\*2.5)  
 Press arm pipe : round pipe (60\*3.0 ; 50\*3.0 )  
 Flat oval pipe (40\*80\*3.0 )  
 Connecting and supporting assembly : flat oval pipe ( 50\*120\*2.5T)  
 Shroud pipe : Rectangular pipe (60\*120\*2.5T)  
 The pipe lines are smooth while the appearance is high end and elegant

four aluminum alloy saddle support frame assemblies and one air spring (200N) make it easier & more convenient to adjust the saddle .

Its made of cost iron and wrapped with PU which does not only prevent rustiness but also bring elegance and high end.

Over –sized LCD screens allows you to learn about your workout timely and more intuitively

The pulley (d=105) is made of all aluminum with casting technology; CNC technology is applied to locate bearing precisely . The pulley surface is processed with black paint and electrostatic coating technology.

Alloy steel (20#) ; flat and smooth surface , without pits ; thin but heavy

## **XMTM-001**

### **Butterfly**

Size : (L\*W\*H) 100\*460\*115mm  
 Weight Stack : 80 to 100Kg



## **XMTM-002**

### **Seated Leg Press**

Size : (L\*W\*H) 100\*460\*115mm  
 Weight Stack : 80 to 100Kg



## **XMTM-003**

### **Seated Row Wide Grip**

Size : (L\*W\*H) 100\*460\*115mm  
 Weight Stack : 80 to 100Kg



***XMTM-004***

**Seated Row**

Size : (L\*W\*H) 1505\*1005\*1530  
Weight Stack : 80 UPTO 100 KG



***XMTM-007***

**Back Extension**

Size : (L\*W\*H) 1930\*1000\*2495mm  
Weight Stack : 80 UPTO 100 KG

***XMTM-005***

**Triceps Press**

Size : (L\*W\*H) 1500\*930\*1530  
Weight Stack : 80 UPTO 100 KG



***XMTM-008***

**Biceps Curl**

Size : (L\*W\*H) 1550\*1090\*1535  
Weight Stack : 80 UPTO 100 KG



***XMTM-006***

**Abdominal Machine**

Size : (L\*W\*H) 1562\*1205\*1535  
Weight Stack : 80 UPTO 100 KG

***XMTM-009***

**Chest Press**

Size : (L\*W\*H) 1550\*1090\*1535  
Weight Stack : 80 UPTO 100 KG





**XMTM-010**

**Chin Dip Machine**

Size : (L\*W\*H) 1140\*1018\*1535

Weight Stack : 80 UPTO 100 KG

**XMTM-013**

**Ground Pulley**

Size : (L\*W\*H) 1445\*1020\*1535mm

Weight Stack : 80 UPTO 100KG



**XMTM-011**

**Fly Delt Wide**

Size : (L\*W\*H) 1800\*1330\*1870mm

Weight Stack : 80 UPTO 100KG



**XMTM-014**

**Horizontal Leg Curl**

Size : (L\*W\*H) 1425\*1165\*1530mm

Weight Stack : 80 UPTO 100KG



**XMTM-012**

**Fly Delt**

Size : (L\*W\*H) 1190\*1200\*2230mm

Weight Stack : 80 UPTO 100KG

**XMTM-015**

**Inner Thigh Adductor**

Size : (L\*W\*H) 1870\*1086\*1530mm

Weight Stack : 80 UPTO 100KG





**XMTM-016**

**Lat Pull Down Wide**

Size : (L\*W\*H) 1140\*1018\*1535

Weight Stack : 80 UPTO 100 KG



**XMTM-019**

**Rotary Torso**

Size : (L\*W\*H) 1445\*1020\*1535mm

Weight Stack : 80 UPTO 100KG

**XMTM-017**

**Lat Pull Down**

Size : (L\*W\*H) 1800\*1330\*1870mm

Weight Stack : 80 UPTO 100KG



**XMTM-020**

**Abdominal Crunch**

Size : (L\*W\*H) 1425\*1165\*1530mm

Weight Stack : 80 UPTO 100KG



**XMTM-018**

**Leg Extension**

Size : (L\*W\*H) 1190\*1200\*2230mm

Weight Stack : 80 UPTO 100KG

**XMTM-021**

**Calf Extension**

Size : (L\*W\*H) 1870\*1086\*1530mm

Weight Stack : 80 UPTO 100KG





***XMTM-022***

**Preacher Curl**

Size : (L\*W\*H) 1140\*1018\*1535

Weight Stack : 80 UPTO 100 KG



***XMTM-023***

**Standing Leg Extension**

Size : (L\*W\*H) 1140\*1018\*1535

Weight Stack : 80 UPTO 100 KG



# T9 SERIES



## Specification

<b>FRAME</b>	<ol style="list-style-type: none"> <li>1. Main frame: Bread shaped tube (60*120*2.5T)</li> <li>2. Press arm: Round tube (60/50*3.0T) Flat oval tube (40*80*3.0T)</li> <li>3. Connecting assembly: Flat oval tube (50*120*2.5T)</li> <li>4. Tower: Bread shaped tube (75*130*2.5T)</li> </ol>
<b>Cushion</b>	The cushion is made of PU with once forming technology. The hardness is designed according to the principles of ergonomics and controlled to be around HBS-65±5, it assures that it's suitable for almost all users. The leather which wraps it does not peel off or fade after getting rubbed 8000 times with a 500g weight. Its color can be brownish red, black, red, etc. The upholstery is made with double stitch (yellow threads).
<b>Saddle adjustment system</b>	Gas spring is applied in 9-level adjustment system to make it easier and more convenient to adjust the saddle.
<b>Pulley</b>	The pulley (d=105mm) is made of all aluminum with casting technology; CNC technology is applied to locate bearings precisely. The pulley surface is processed with black paint and electrostatic coating technology.
<b>Weight stack</b>	Alloy steel (20#); flat and smooth surface, without pits; thin but heavy.
<b>Handlebar</b>	Material: PVC
<b>Guide rod</b>	Material: stainless steel hollow tube. Process: grinding and polish The lustre lasts for long time. It does not get rusty after 48h of salt atmosphere test!
<b>Selector pin</b>	Hilt. Material: ABS; Process: one-step injection molding Pin. Material: stainless steel
<b>Steel cable</b>	6*19+1 standard: Twist 6 cables which are constituted of 19 steel ropes around a main steel rope. External diameter (leather included): 5.8mm Internal diameter (only steel): 3.5mm, Max load: 1000kg

### T9-001

#### CHEST PRESS

Size : (L\*W\*H) 1545\*1150\*1650mm  
Weight Stack : 80 to 100Kg



### T9-02

#### BUTTERFLY

Size : (L\*W\*H) 1505\*1245\*1650mm  
Weight Stack : 80 to 100Kg



### T9-02A

#### PEC FLY-REAR DELT

Size : (L\*W\*H) 1620\*1450\*1995mm  
Weight Stack : 80 to 100Kg



**T9-003**  
**SHOULDER PRESS**  
Size : (L\*W\*H) 1560\*1580\*1650  
Weight Stack : 80 to 100Kg



**T9-007**  
**TRICEPS PRESS**  
Size : (L\*W\*H) 1230\*1695\*1650mm  
Weight Stack : 80 to 100Kg

**T9-04**  
**SEATED ROW**  
Size : (L\*W\*H) 11040\*1510\*1650mm  
Weight Stack : 80 to 100Kg



**T9-008**  
**ASSISTED DIP CHIN**  
Size : (L\*W\*H) 1475\*1260\*2335mm  
Weight Stack : 80 to 100Kg



**T9-006**  
**Bicep Curl**  
Size : (L\*W\*H) 1170\*1365\*1650mm  
Weight Stack : 80 to 100Kg

**T9-009**  
**Lower Back**  
Size : (L\*W\*H) 1225\*1285\*1650mm  
Weight Stack : 80 to 100Kg





**T9-010**

**Abdominal Crunch**

Size : (L\*W\*H) 1190\*1285\*1650mm

Weight Stack : 80 to 100Kg

**T9-012A**

**Seated Horizontal Pulley**

Size : (L\*W\*H) 980\*1815\*2005mm

Weight Stack : 80 to 100Kg



**T9-011**

**Rotary Torso**

Size : (L\*W\*H) 1240\*1250\*1650mm

Weight Stack : 80 to 100Kg



**T9-013A**

**Horizontal Leg Curl**

Size : (L\*W\*H) 1135\*1700\*1650mm

Weight Stack : 80 to 100Kg



**T9-012**

**Lat Pull Down**

Size : (L\*W\*H) 1485\*1850\*2005mm

Weight Stack : 80 to 100Kg



**T9-014**

**Leg Extension**

Size : (L\*W\*H) 1150\*1790\*1650mm

Weight Stack : 80 to 100Kg

**T9-017**

**Calf Extension**

Size : (L\*W\*H) 1090\*1600\*1650mm

Weight Stack : 80 to 100Kg



**T9-015**

**SEATED LEG PRESS**

Size : (L\*W\*H) 1115\*1795\*1650mm

Weight Stack : 80 to 100Kg



**T9-018**

**Inner Thigh Adductor**

Size : (L\*W\*H) 11740\*1235\*1650mm

Weight Stack : 80 to 100Kg



**T9-016A**

**Standing Leg Extension**

Size : (L\*W\*H) 955\*1255\*1650mm

Weight Stack : 80 to 100Kg

**T9-019**

**Outer Thigh Abductor**

Size : (L\*W\*H) 1730\*1235\*1650mm

Weight Stack : 80 to 100Kg



# T8+ SERIES



## Specification

- FRAME 1 Main frame : Flate tube(50\*120\*2.5T)  
 2 Press arm : Round tube (60/50\*3.0T) Flat oval tube (40\*80\*3.0T)  
 3 Connecting assembly : Flat oval tube (50\*120\*2.5T)  
 4 Tower: Bread shaped tube (50\*120\*2.5T)

Decoration strip : Shiny Black

Pulley : Engineering plastic made in one form of injection.

Handlebar : Material: PVC

Bearing : The best bearing made in china.

Weight stack : Steel with a flat and smooth surface, without pits; thin but heavy.

Guide rod : Material: stainless steel hollow tube.

### T-801

#### CHEST PRESS

Size : (L\*W\*H) 1065\*110\*55mm

Weight Stack : 60 to 100Kg



### T-802

#### PEC-FLY

Size : (L\*W\*H) 165\*110\*65mm

Weight Stack : 60 to 100Kg

### T-802A

#### Pec-Fly Rear-Delt

Size : (L\*W\*H) 165\*110\*65mm

Weight Stack : 60 to 100Kg





**T-803**  
**SHOULDER PRESS**  
Size : (L\*W\*H) 1065\*110\*55mm  
Weight Stack : 60 to 100Kg



**T-807**  
**TRICEP PRESS**  
Size : (L\*W\*H) 1065\*110\*55mm  
Weight Stack : 60 to 100Kg

**T-804**  
**SEATED ROW**  
Size : (L\*W\*H) 1065\*110\*55mm  
Weight Stack : 60 to 100Kg



**T-808**  
**ASSISTED CHIN-DIP**  
Size : (L\*W\*H) 165\*110\*65mm  
Weight Stack : 60 to 100Kg



**T-806**  
**BICEP CURL**  
Size : (L\*W\*H) 1065\*110\*55mm  
Weight Stack : 60 to 100Kg

**T-810**  
**ABDOMINAL CRUNCH**  
Size : (L\*W\*H) 165\*110\*65mm  
Weight Stack : 60 to 100Kg





**T-811**

**ROTARY TORSO**

Size : (L\*W\*H) 1065\*110\*55mm  
Weight Stack : 60 to 100Kg

**T-813**

**LEG EXTENSION CURL**

Size : (L\*W\*H) 1065\*110\*55mm  
Weight Stack : 60 to 100Kg



**T-812**

**LAT PULLDOWN**

Size : (L\*W\*H) 1065\*110\*55mm  
Weight Stack : 60 to 100Kg



**T-813A**

**HORIZONTAL LEG CURL**

Size : (L\*W\*H) 165\*110\*65mm  
Weight Stack : 60 to 100Kg



**T-812A**

**SEATED HORIZONTAL ROW**

Size : (L\*W\*H) 1065\*110\*55mm  
Weight Stack : 60 to 100Kg

**T-814**

**LEG EXTENSION**

Size : (L\*W\*H) 165\*110\*65mm  
Weight Stack : 60 to 100Kg





**T-815**

**LEG PRESS**

Size : (L\*W\*H) 1065\*110\*55mm  
Weight Stack : 60 to 100Kg



**T-817**

**CALF EXTENSION**

Size : (L\*W\*H) 1065\*110\*55mm  
Weight Stack : 60 to 100Kg

**T-816**

**MULTI HIP**

Size : (L\*W\*H) 1065\*110\*55mm  
Weight Stack : 60 to 100Kg



**T-818**

**ADDUCTOR**

Size : (L\*W\*H) 165\*110\*65mm  
Weight Stack : 60 to 100Kg



**T-816A**

**STANDING LEG EXTENSION**

Size : (L\*W\*H) 1065\*110\*55mm  
Weight Stack : 60 to 100Kg



**T-819**

**ABDUCTOR**

Size : (L\*W\*H) 165\*110\*65mm  
Weight Stack : 60 to 100Kg

# M8F SERIES



## Specification

- Streamlined design with 60\*120\*2.5mm high-strength stainless steel flat oval tube
- To keep the system stable, the frame of the fitness equipment is directly welded on the steel base.

### Steel cable and pulley-

- We use 7\*19 military steel cable covered by Nylon, with a lubrication device equipped
- We have employed the glass fiber pulleys, whose diameters are available in both 12cm and 15cm

### Handles -

- Handles made from rubber compounds are employed to guard against the damages caused by sweat and abrasion.
- Aluminum caps are available on the end of the handles to prevent the rubber from slipping off

### Seat and backrest-

- EVA foam injection molding technique is employed to avoid the cushion of the gym workout equipment from getting deformed
- The durability of the cushion is largely extended since all of the edges have been folded and sewed

### Prudent and fashionable design-

- KFS Fitness has absorbed the design concept from Germany for the development of this commercial exercise equipment, making it both prudent and fashionable. The unique buffer structure with torsion spring and the multi-gear leg press foam has made it suitable for different groups of people.

## M8F-001

### CHEST PRESS

Size : (L\*W\*H) 1545\*1150\*1650mm

Weight Stack : 80 to 100Kg



## M8F-002

### BUTTERFLY

Size : (L\*W\*H) 1140\*1100\*1750mm

Weight Stack : 80 to 100Kg

## M8F-02A

### PEC FLY-REAR DELT

Size : (L\*W\*H) 1485\*1850\*2005mm

Weight Stack : 80 to 100Kg





**M8F-003**  
SHOULDER PRESS  
Size : (L\*W\*H) 1560\*1580\*1650mm  
Weight Stack : 80 to 100Kg

**M8F-007**  
TRICEPS PRESS  
Size : (L\*W\*H) 1580\*1150\*1650mm  
Weight Stack : 80 to 100Kg



**M8F-004**  
SEATED ROW  
Size : (L\*W\*H) 1485\*1850\*2005mm  
Weight Stack : 80 to 100Kg



**M8F-008**  
ASSISTED DIP CHIN  
Size : (L\*W\*H) 1475\*1260\*2335mm  
Weight Stack : 80 to 100Kg



**M8F-006**  
BICEP CURL  
Size : (L\*W\*H) 1170\*1365\*1650mm  
Weight Stack : 80 to 100Kg

**M8F-009**  
ABDOMINAL MACHINE  
Size : (L\*W\*H) 1140\*1100\*1750mm  
Weight Stack : 80 to 100Kg





**M8F-010**  
**BACK EXTENSION MACHINE**  
 Size : (L\*W\*H) 1170\*1365\*1650mm  
 Weight Stack : 80 to 100Kg



**M8F-013**  
**SEATED LEG CURL**  
 Size : (L\*W\*H) 150\*1790\*1650mm  
 Weight Stack : 80 to 100Kg

**M8F-012**  
**SEATED ROW**  
 Size : (L\*W\*H) 1485\*1850\*2002mm  
 Weight Stack : 80 to 100Kg



**M8F-013A**  
**HORIZONTAL LEG CURL**  
 Size : (L\*W\*H) 1135\*1700\*1650mm  
 Weight Stack : 80 to 100Kg



**M8F-012A**  
**SEATED HORIZONTAL PULL**  
 Size : (L\*W\*H) 980\*1815\*2005mm  
 Weight Stack : 80 to 100Kg

**M8F-014**  
**LEG EXTENSION**  
 Size : (L\*W\*H) 1150\*1790\*1650mm  
 Weight Stack : 80 to 100Kg





**M8F-015**  
**SEATED LEG PRESS**  
Size : (L\*W\*H) 1150\*1795\*1650mm  
Weight Stack : 80 to 100Kg



**M8F-017**  
**SEATED CALF RAISE**  
Size : (L\*W\*H) 1820\*1190\*2100mm  
Weight Stack : 80 to 100Kg

**M8F-016**  
**MULTI HIP**

Size : (L\*W\*H) 980\*1250\*1650mm  
Weight Stack : 80 to 100Kg



**M8F-018**  
**ABBDUCTOR MACHINE**  
Size : (L\*W\*H) 1064\*1488\*1750mm  
Weight Stack : 80 to 100Kg



**M8F-016A**  
**REAR KICK MACHINE**  
Size : (L\*W\*H) 1150\*1795\*1650mm  
Weight Stack : 80 to 100Kg

**M8F**  
**ROTARY TORSO**  
Size : (L\*W\*H) 1820\*1190\*2100mm  
Weight Stack : 80 to 100Kg



**INFINITE SERIES**



**INFINITE-001**

**Back & Abdominal**

Size : (L\*W\*H) 1488\*1059\*1814mm

Net weight : 195kg

Weight Stack : 60kg to 100kg



**INFINITE-002**

**Biceps & Triceps Extension**

Size : (L\*W\*H) 1700\*1150\*1625mm

Net weight : 210kg

Weight Stack : 60kg to 100kg



**INFINITE-003**

**Leg Curl & Extension**

Size : (L\*W\*H) 1560\*1100\*1625mm

Net weight : 230kg

Weight Stack : 60kg to 100kg





**INFINITE-004**

**Leg Curl & Extension**

Size : (L\*W\*H) 1640\*1030\*1625mm

Net weight : 215kg

Weight Stack : 60kg to 100kg



**INFINITE-007**

**High Low Pull**

Size : (L\*W\*H) 1860\*1250\*2210mm

Net weight : 270kg

Weight Stack : 60kg to 100kg

**INFINITE-005**

**Abductor & Adductor**

Size : (L\*W\*H) 1640\*1030\*1625mm

Net weight : 215kg

Weight Stack : 60kg to 100kg



**INFINITE-008**

**Seated Row**

Size : (L\*W\*H) 1400\*1250\*2210mm

Net weight : 240kg

Weight Stack : 60kg to 100kg



**INFINITE-006**

**Shoulder & Chest Press**

Size : (L\*W\*H) 1900\*1350\*1625mm

Net weight : 220kg

Weight Stack : 60kg to 100kg

**INFINITE-009**

**Low Row**

Size : (L\*W\*H) 1400\*1200\*1625mm

Net weight : 190kg

Weight Stack : 60kg to 100kg





**INFINITE-010**  
**Back Muscle Exercise**  
 Size : (L\*W\*H) 1600\*1190\*1625mm  
 Net weight : 190kg  
 Weight Stack : 60kg to 100kg



**INFINITE-013**  
**Glute Exercise**  
 Size : (L\*W\*H) 1830\*1150\*1625mm  
 Net weight : 190kg  
 Weight Stack : 60kg to 100kg

**INFINITE-011**  
**Biceps Exercise**  
 Size : (L\*W\*H) 11380\*1520\*1625mm  
 Net weight : 225kg  
 Weight Stack : 60kg to 100kg



**INFINITE-014**  
**Leg Curl**  
 Size : (L\*W\*H) 1700\*1080\*1625mm  
 Net weight : 225kg  
 Weight Stack : 60kg to 100kg



**INFINITE-012**  
**Triceps Dip**  
 Size : (L\*W\*H) 1550\*1320\*1625mm  
 Net weight : 215kg  
 Weight Stack : 60kg to 100kg

**INFINITE-015**  
**Abductor**  
 Size : (L\*W\*H) 1640\*1030\*1625mm  
 Net weight : 210kg  
 Weight Stack : 60kg to 100kg





**INFINITE-016**  
**Abductor**  
 Size : (L\*W\*H) 1570\*1000\*1625mm  
 Net weight : 210kg  
 Weight Stack : 60kg to 100kg



**INFINITE-019**  
**Kneeling Twist**  
 Size : (L\*W\*H) 1400\*1200\*1625mm  
 Net weight : 195kg  
 Weight Stack : 60kg to 100kg

**INFINITE-017**  
**Calf Heel Lift**

Size : (L\*W\*H) 1350\*1280\*1625mm  
 Net weight : 210kg  
 Weight Stack : 60kg to 100kg



**INFINITE-020**  
**Lat Pull Down**

Size : (L\*W\*H) 1500\*1450\*1790mm  
 Net weight : 225kg  
 Weight Stack : 60kg to 100kg



**INFINITE-018**  
**Abdominal Crunch**  
 Size : (L\*W\*H) 1450\*1080\*1625mm  
 Net weight : 200kg  
 Weight Stack : 60kg to 100kg

**INFINITE-021**  
**Pull Up**

Size : (L\*W\*H) 1350\*1600\*2285mm  
 Net weight : 263kg  
 Weight Stack : 60kg to 100kg





**INFINITE-022**  
**Seated Chest Press**  
 Size : (L\*W\*H) 1210\*1360\*1625mm  
 Net weight : 220kg  
 Weight Stack : 60kg to 100kg



**INFINITE-025**  
**Delt machine**  
 Size : (L\*W\*H) 1250\*1220\*1625mm  
 Net weight : 205kg  
 Weight Stack : 60kg to 100kg

**INFINITE-023**  
**Pearl Delt / Pec Fly Machine**  
 Size : (L\*W\*H) 1680\*1620\*1625mm  
 Net weight : 230kg  
 Weight Stack : 60kg to 100kg



**INFINITE-026**  
**Leg Press**  
 Size : (L\*W\*H) 1840\*1220\*1625mm  
 Net weight : 295kg  
 Weight Stack : 60kg to 100kg



**INFINITE-024**  
**Shoulder Press**  
 Size : (L\*W\*H) 1680\*1620\*1625mm  
 Net weight : 230kg  
 Weight Stack : 60kg to 100kg

**INFINITE-027**  
**Leg Press**  
 Size : (L\*W\*H) 1950\*1200\*1625mm  
 Net weight : 255kg  
 Weight Stack : 60kg to 100kg





***INFINITE-028***

**Leg Extension**

Size : (L\*W\*H) 1750\*1000\*1625mm

Net weight : 195kg

Weight Stack : 60kg to 100kg

***INFINITE-029***

**Prone Leg Curl**

Size : (L\*W\*H) 1750\*1000\*1625mm

Net weight : 195kg

Weight Stack : 60kg to 100kg



# T6 SERIES



**T6-001**  
**CHEST PRESS**

Size : (L\*W\*H) 1488\*1059\*1814mm

Weight Stack : UPTO 100 KG



## Specification

Built to redefine fitness clubs, this new range of professional strength machines is designed with advanced engineering, precise biomechanics, and comfort features.

**Specifications :** Pulley: Top-grade pulley with  $\varnothing 105\text{mm}$ .

**Cable:** The cable covered by PU, offering excellent toughness and durability. It can bear up to 1400KGF, 5.7mm.

**Powder Coating :** 2 rounds (available in silver, black, dark grey) + varnish.

**Tube 1 :** 50 x 150mm flat oval.

**Tube 2 :** 50 x 100mm flat oval.

**Tube 3 :** T: 3.0 mm, 60mm round.

**Weight Stack Cover :** Double-sided, made of steel sheet.

**Weight Stack :** Uses a magnetic bolt for more convenience and safety.

**Stuffing :** PU foam covered with synthetic leather.

**Cushion :** Adopts a one-time forming cushion, providing enhanced comfort and durability.

**Design :** The weight stack tower cover adopts two parts, giving the appearance a layered look while considering aesthetics and safety protection.



**T6-02**  
**PEC FLY - REAR DELT**

Size : (L\*W\*H) 1280\*1430\*2075mm

Weight Stack : UPTO 100 KG

**T6-02A**  
**Shoulder Press**

Size : (L\*W\*H) 1550\*1550\*1530mm

Weight Stack : UPTO 100 KG





**T6-004**

**Seated Row**

Size : (L\*W\*H) 1505\*1005\*1530

Weight Stack : UPTO 100 KG



**T6-008**

**Chin Dip**

Size : (L\*W\*H) 1930\*1000\*2495mm

Weight Stack : UPTO 100 KG

**T6-006**

**Preacher Curl**

Size : (L\*W\*H) 1500\*930\*1530

Weight Stack : UPTO 100 KG



**T6-007**

**Tricep Press**

Size : (L\*W\*H) 1562\*1205\*1535

Weight Stack : UPTO 100 KG



**T6-010**

**Abdominal**

Size : (L\*W\*H) 1550\*1090\*1535

Weight Stack : UPTO 100 KG

**T6-009**

**Back Extension**

Size : (L\*W\*H) 1550\*1090\*1535

Weight Stack : UPTO 100 KG





**T6-011**

**Rotary Torso**

Size : (L\*W\*H) 1140\*1018\*1535

Weight Stack : UPTO 100 KG



**T6-013A**

**Horizontal Leg Curl**

Size : (L\*W\*H) 1445\*1020\*1535mm

Weight Stack : UPTO 100KG

**T6-012A**

**Low Pull**

Size : (L\*W\*H) 1800\*1330\*1870mm

Weight Stack : UPTO 100KG



**T6-014**

**Leg Extension**

Size : (L\*W\*H) 1425\*1165\*1530mm

Weight Stack : UPTO 100KG



**T6-012**

**Lat Pull Down**

Size : (L\*W\*H) 1190\*1200\*2230mm

Weight Stack : UPTO 100KG

**T6-015**

**Seated Leg Press**

Size : (L\*W\*H) 1870\*1086\*1530mm

Weight Stack : UPTO 100KG





**T6-016A**

**PRONE LEG CURL**

Size : (L\*W\*H) 1610\*1095\*1530mm

Weight Stack : UPTO 100KG

**T6-019**

**Outer Thigh**

Size : (L\*W\*H) 1625\*815\*1528mm

Weight Stack : UPTO 100KG



**T6-017**

**Seated Calf Extention**

Size : (L\*W\*H) 2090\*1060\*1535mm

Weight Stack : UPTO 100KG



**T6-018**

**Inner Thigh**

Size : (L\*W\*H) 1625\*815\*1528mm

Weight Stack : UPTO 100KG

# M5 SERIES



## Specification

- Framework : The main frame uses 50\*120\*2.0T/50\*100\*2.0T flat oval tubes, while the movable arm uses 60/50\*3.0T circular tubes and 40\*80\*3.0T flat oval tubes, The connection braces use 50\*100\*2.0T flat oval tubes, The weight box uses 50\*120\*2.0T flat oval tubes. The exterior features an individualistic design.
- Cushion : A one-time molding foamed PU, anti-deformation, hardness: 65°(±5°) A synthetic leather surface which can withstand friction by 500g tested 8000 times. No peeling or fading will occur over time. Standard color is graphite black, carmine...(optional)
- Seat adjustment system: The system has 5 different levels of adjustments at 100mm each.
- Cam : The cam is made of high quality 8.0T hot rolled plate by laser cutting, while the guide rope groove is welded together for added durability.
- Backplate : The plate features high-quality steel, surface derusting, secondary spraying.
- Chain wheel : A 105mm high-strength engineering plastic with precision machined bearing.
- Handles : PVC handle
- Weight stack : Made of thin steel plates and are designed with a smooth surface with no pitting.
- Steel cable : The maximum effective load bearing weight is 1,000kg, which can be stretched for more than 100,000 times.

### M5-001

#### CHEST PRESS

Size : (L\*W\*H) 1435\*1445\*1535mm

Weight Stack : 60 to 100Kg



### M5-002A

#### PEC FLY/REAR DELT

Size : (L\*W\*H) 1505\*1215\*2000 mm

Weight Stack : 60 to 100Kg

### M5-003

#### SHOULDER PRESS

Size : (L\*W\*H) 1575\*1565\*1535mm

Weight Stack : 60 to 100Kg





**M5-004**  
**SEATED ROW**  
 Size : (L\*W\*H) 1035\*1555\*1535mm  
 Weight Stack : 60 to 100Kg

**M5-012A**  
**LAT PULL DOWN**  
 Size : (L\*W\*H) 1190\*1790\*1535mm  
 Weight Stack : 60 to 100Kg



**M5-006**  
**BICEPS CURL**  
 Size : (L\*W\*H) 100\*460\*115mm  
 Weight Stack : 60 to 100Kg



**M5-013A**  
**HORIZONTAL LEG CURL**  
 Size : (L\*W\*H) 1165\*1700\*1535mm  
 Weight Stack : 60 to 100Kg



**M5-008**  
**Assisted Chin/Dip**  
 Size : (L\*W\*H) 1455\*1275\*2335mm  
 Weight Stack : 60 to 100Kg

**M5-014**  
**LEG EXTENSION**  
 Size : (L\*W\*H) 1190\*1790\*1535mm  
 Weight Stack : 60 to 100Kg



**M5-012**  
**LAT PULL DOWN**  
 Size : (L\*W\*H) 1465\*1795\*2005mm  
 Weight Stack : 60 to 100Kg



**M5-019**  
**INNER/OUTER THIGH ABDUCTOR**  
 Size : (L\*W\*H) 1155\*1650\*1535mm  
 Weight Stack : 60 to 100Kg

**ETERNAL DUAL SERIES**



**ETERNAL DUAL-001**  
**Seated Chest & Shoulder Press Machine**  
Weight Stack : 80-100 KG

**ETERNAL DUAL-002**  
**Hip Abductor / Adductor Machine**  
Weight Stack : 80-100 KG



**ETERNAL DUAL-003**  
**Leg Extension / Leg Curl Machine**  
Weight Stack : 80-100 KG

**ETERNAL DUAL-004**  
**Arm Curl/Tricep Extension Station**  
Weight Stack : 80-100 KG



**ETERNAL DUAL-004**  
**Lat Pulldown / Seated Row**  
Weight Stack : 80-100 KG



**MV PRO SERIES**

**MV PRO-001  
SUPER VERTICAL CHEST PRESS**

Glossy Black Tube  
Dry-plated Red Moving Arm  
Red Cushion

Size : 77.95\*61.42\*57.68in  
Weight Stack : 333lbs



**MV PRO-002  
SHOULDER PRESS**

Glossy Black Tube  
Dry-plated Red Moving Arm  
Red Cushion

Size : 82.68\*55.91\*59.84in  
Weight Stack : 356lbs



**MV PRO-003  
BELT SQUAT**

Glossy Black Tube  
Dry-plated Red Moving Arm  
Red Cushion

Size : 65.36\*60.24\*57.68in  
Weight Stack : 475lbs



**MV PRO-004  
SCISSOR STYLE LAT PULLDOWN**

Glossy Black Tube  
Dry-plated Red Moving Arm  
Red Cushion

Size : 65.35\*61.42\*85.83in  
Weight Stack : 429lbs



**MV PRO-005  
LEG EXTENSION**

Glossy Black Tube  
Dry-plated Red Moving Arm  
Red Cushion

Size : 51.77\*62.99\*56.30in  
Weight Stack : 313lbs



# V-SERIES



The frame is made of white square tube with black pressing arms, which is beautiful and reliable in terms of design structure.

Preferred movement bearing kit to ensure smooth and durable trajectory;

PU one-form cushion is pretty comfortable and durable, after tens of thousands of times of high strength leather test;

Auxiliary barbell plate hanger: some model is equipped with auxiliary barbell plate hanger, with stainless steel tube and quality assurance, for placing more quantities of barbell plate, which is easy to use.

## ***V-01 ISO-LATERAL***

### **CHEST PRESS**

Size :: (L)1610×(W)1480×(H)2000mm

N.W. : 140Kg



## ***V-02 ISO-LATERAL***

### **SUPER INCLINE PRESS**

Size :: (L)1550×(W)1250×(H)1700mm

N.W. : 126Kg



## ***V-03 ISO-LATERAL***

### **STANDING LEG CURL**

Size :: (L)1920×(W)1120×(H)1460mm

N.W. : 1208g



**V-04**  
**LATREAL LEG PRESS**  
 Size : (L)1035×(W)1555×(H)1535mm  
 N.W. : 215Kg

**V-07 ISO-LATERAL**  
**LOW ROW**  
 Size : (L)1430×(W)1280×(H)1700mm  
 N.W. : 125Kg



**V-05**  
**ARM CURL**  
 Size : (L)1250×(W)1500×  
 (H)1370mm  
 N.W. : 100Kg



**V-08 ISO-LATERAL**  
**DECLINE CHEST PRESS**  
 Size : (L)1780×(W)1320×  
 (H)1760mm  
 N.W. : 130Kg



**V-06**  
**LATREAL RAISE**  
 Size : (L)1135×(W)1345×  
 (H)1535mm  
 N.W. : 180Kg

**V-09**  
**BARBELL RACK**  
 Size : (L)1180×(W)820×(H)1470mm  
 N.W. : 64Kg





**V-010**  
**45 DEGREE LEG PRESS**  
 Size : (L)2300x(W)1380x  
 (H)1550mm  
 N.W. : 195Kg



**V-013**  
**ABDUCTOR**  
 Size : (L)1780x(W)1250x(H)1170mm  
 N.W. : 125Kg

**V-011**  
**WEIGHT PLATE RACK**  
 Size : (L)700x(W)730x(H)1050mm  
 N.W. : 32Kg



**V-014**  
**ISO-LATERAL ROW**  
 Size : (L)1530x(W)1560x  
 (H)1350mm  
 N.W. : 118Kg



**V-012**  
**SUPER SQUAT**  
 Size : (L)2450x(W)1500x  
 (H)1850mm  
 N.W. : 206Kg

**V-015 ABDOMINAL**  
**OBLIQUE CRUNCH**  
 Size : (L)1700x(W)1200x(H)1580mm  
 N.W. : 126Kg





**V-016 ISO-LATERAL  
FRONT LAT PULLDOWN**

Size : (L)1780x(W)1600x  
(H)2020mm  
N.W. : 142Kg

**V-019  
SEATED CALF**

Size : (L)1224x(W)933x(H)955mm  
N.W. : 53Kg



**V-017  
SHOULDER PRESS**

Size : (L)1854x(W)1358x(H)1886mm  
N.W. : 136Kg



**V-020  
PULLOVER**

Size : (L)1930x(W)1700x  
(H)1500mm  
N.W.: 154.4Kg



**V-018  
ISO FLAT PRESS**

Size : (L)1481x(W)1244x  
(H)1461mm  
N.W. : 92.8Kg

**V-021  
UTILITY BENCH**

Size : (L)1266x(W)628x(H)956mm  
N.W. : 23Kg





**V-022**

**INCLINE PECFLY**

Size : (L)1615x(W)1464x

(H)1318mm

N.W. : 64Kg



**V-025 ISO-LATERAL**

**LEG EXTENSION**

Size : (L)1518x(W)1462x(H)1488mm

N.W. : 119.5Kg

**V-023**

**SEATED LEG EXTENSION**

Size : (L)1845x(W)1300x(H)1057mm

N.W. : 99.8Kg



**V-026**

**SEATED TRICEP PRESS**

Size : (L)1700x(W)1650x

(H)1047mm

N.W. : 118.4Kg



**V-024**

**VERTICAL LEG PRESS**

Size : (L)1575x(W)1850x

(H)2010mm

N.W. : 205.8Kg



**V-027**

**LAT PULLDOWN**

Size : (L)1800x(W)1300x(H)2000mm

N.W. : 140.2Kg

**V-029 ISO-LATERAL**

**BACK EXTENSION**

Size : (L)2100x(W)2050x(H)1170mm

N.W. : 163.5Kg



**V-028 CHEST-PRESS**

**& LAT PULLDOWN**

Size : (L)2050x(W)1780x

(H)2010mm

N.W. : 172.4Kg

**V-030**

**SQUAT MACHINE**

Size : (L)2150x(W)1520x

(H)1520mm

N.W. : 216Kg



**PLATE LOADED**



***Incline-Chest-Press***

Dimensions: 60" L x 76" W x 70" H  
 Product Weight: 384 lbs  
 Load Capacity: 300 lbs  
 Frame Color: Graphite and Black  
 Upholstery: Black

***LEG-PRESS***

Dimensions (LWH): 99" x 69" x 61"  
 Product Weight: 507lbs (230kk)  
 Load Capacity: 450lbs



***Low-Row-Machine***

Dimensions 1180x1388x1247mm  
 Machine Weight 137kg

***PULL-DOWN***

Length: 1850mm / 74in  
 Width: 1300mm / 52in  
 Height: 2160mm / 86.4in  
 Product Weight: 152kg / 335lb  
 Maximum Load: 240kg / 528lb



***SHOULDER-PRESS***

Size:1290x1280x1460mm  
 Excellent surface painting finish  
 Good welding  
 Top quality steel tube Q235  
 Steel tube 60x120x3mm

***BICEPS-CURL***

Biceps Curl Machine Plate Loaded is the perfect way to isolate the biceps for the safest workout with feeling of free weights. The Biceps Curl Machine Plate Loaded a heavy-duty piece of kit for a heavy-duty gym. Powder coat finish. Suitable for 50 mm discs. Heavy-duty steel Frame.

***Hack-Squat-Machine***

Plate loaded fitness equipment/gym equipment  
 Professional design from Pure Strength  
 High quality steel tube Q235 with 60 x 120 x 3mm  
 Pretty TIG welding  
 Excellent electrostatic powder coating with good adhesive force6)  
 Make body cooperate with machine very well.



**FREE WEIGHTS**



**H-005**  
**CABLE CROSS-OVER**  
 Size:(L)3885x(W)870x  
 (H)2325mm  
 N.W.:336kgs

**H-020**  
**SMITH MACHINE**  
 Size:(L)2460x(W)1750x(H)2390mm  
 N.W.:239kgs



**H-005A**  
**FUNCTIONAL TRAINER**  
 Size:(L)1690x(W)1150x(H)2350mm  
 N.W.:380kgs



**H-021**  
**SQUAT RACK**  
 Size:(L)1775x(W)1285x  
 (H)2160mm  
 N.W.:155kgs



**H-005B ADJUSTABLE**  
**FUNCTIONAL TRAINER**  
 Size:(L)880x(W)800x(H)2340mm  
 N.W.:148kgs

**H-022**  
**LEG PRESS 45 DEGREE**  
 Size:(L)2375x(W)1615x(H)1470mm  
 N.W.:272kgs





**H-022A HACK  
SQUAT MACHINE**  
Size:(L)2540x(W)1005x(H)1635mm  
N.W.:199kgs



**H-024  
DECLINE BENCH**  
Size:(L)2100x(W)1650x(H)1190mm  
N.W.:84kgs

**H-023**

**WEIGHT BENCH**  
Size:(L)1680x(W)1630x(H)1190mm  
N.W.:80kgs



**H-025**

**INCLINE BENCH**  
Size:(L)1885x(W)1640x(H)1395mm  
N.W.:101kgs



**H-023A**

**WEIGHT BENCH**  
Size:(L)1400x(W)1220x(H)1175mm  
N.W.:62kgs

**H-025A**

**INCLINE BENCH**  
Size:(L)1895x(W)1235x(H)1510mm  
N.W.:89kgs






**H-025B**

**VERTICAL BENCH**

Size:(L)1645x(W)1440x

(H)1885mm

N.W.:102kgs



**H-027**

**VERTICAL KNEE RAISE**

Size:(L)1480x(W)1155x(H)2300mm

N.W.:74kgs

**H-026**

**ROMAN CHAIR**

Size:(L)1350x(W)720x(H)960mm

N.W.:47kgs



**H-028**

**WEB BOARD**

Size:(L)1860x(W)725x

(H)1090mm

N.W.:51kgs



**H-026A**

**ROMAN CHAIR**

Size:(L)1360x(W)690x(H)885mm

N.W.:42kgs

**H-029**

**SEATED CALF MACHINE**

Size:(L)1380x(W)600x(H)920mm

N.W.:53kgs



**H-030**

**DUMBBELL RACK**  
 Size:(L)2345x(W)835x  
 (H)860mm  
 N.W.:76kgs



**H-033**

**DRAW MUSCLE MACHINE**  
 Size:(L)1540x(W)490x(H)950mm  
 N.W.:30kgs



**H-031**

**T-ARM MACHINE**  
 Size:(L)1950x(W)855x(H)645mm  
 N.W.:70kgs



**H-034 ADJUSTABLE**

**WEB BOARD**  
 Size:(L)1900x(W)720x  
 (H)860mm  
 N.W.:56kgs



**H-032**

**ABDOMINAL MACHINE**  
 Size:(L)2040x(W)980x(H)1045mm  
 N.W.:53kgs



**H-034A ADJUSTABLE**

**WEB BOARD**  
 Size:(L)1520x(W)665x(H)1080mm  
 N.W.:45kgs





**H-035**  
**CRUNCH BENCH**  
 Size:(L)2010x(W)725x  
 (H)1035mm  
 N.W.:55kgs



**H-037 MULTI**  
**ADJUSTABLE BENCH**  
 Size:(L)1425x(W)620x(H)1100mm  
 N.W.:43kgs

**H-036**

**FLAT BENCH**  
 Size:(L)1675x(W)700x(H)450mm  
 N.W.:27kgs



**H-037A**  
**ADJUSTABLE BENCH**  
 Size:(L)1260x(W)550x  
 (H)875mm  
 N.W.:36kgs



**H-036A**  
**FLAT BENCH**  
 Size:(L)1280x(W)575x(H)580mm  
 N.W.:23kgs

**H-038**  
**UTILITY BENCH**  
 Size:(L)1170x(W)540x(H)875mm  
 N.W.:29kgs





**H-039**

**BARBELL RACK**  
 Size:(L)1135x(W)810x  
 (H)1440mm  
 N.W.:40kgs



**H-040A**

**SCOTT BENCH**  
 Size:(L)1070x(W)815x(H)930mm  
 N.W.:45kgs

**H-039A**

**BARBELL RACK**  
 Size:(L)845x(W)650x(H)1305mm  
 N.W.:41kgs



**H-041 WEIGHT**

**PLATE TREE**  
 Size:(L)970x(W)845x  
 (H)1055mm  
 N.W.:35kgs



**H-040**

**SCOTT BENCH**  
 Size:(L)1005x(W)690x(H)965mm  
 N.W.:43kgs

**H-042**

**ABDOMINAL BENCH**  
 Size:(L)1700x(W)930x(H)990mm  
 N.W.:60kgs



**MV-022A LEG-PRESS  
 WITH HACK-SQUAT**

Excellent functionality with multiple tested moving parts (wheels, running track, springs, hinged surfaces). safety lock positions. 450 kg capacity. Use of discs  $\Phi$ 50  
 Machine dimensions M/P/Y: 251/150/168 cm.  
 Machine weight: 194 kg.

# Functional Trainer with Smith Machine



Quick-catch Smith hooks for reliable workout protection



3-angle pull-up handles for versatile grip training



Strong support lock for ultra-secure lifting



Commercial-grade weight horn or heavy training

# CROSSFIT

## 6-GATE-CROSSFIT

### 3 MM OVAL TUBE

LENGTH: 14.5 ft, WIDTH : 8.26 ft, HEIGHT : 8.45 ft

Accessories : Battle Rope: 1 pc  
Trampoline: 1 pc  
Boxing bag: 1 pc  
Olympic bar: 1 pc

Kettle Bell: 4 kg / 6 kg / 8 kg / 10 kg / 12 kg (1pc each)  
Medicine Ball: 2 kg / 3 kg / 4 kg (Total - 1pc each)



## 360M-CROSSFIT

### Stations & Features

Rock Grip Chin-Up Handles - 2 stations  
Rebounder  
Punching Bag Stand  
Step-Up Platform  
Dip Handle  
Monkey Bars  
Variable Cable Column-2 sets (Weight Stacks 100kg x 2 sets)  
U-Link Adjustment Column - 4 sets  
Accessory Storage Shelves - 9 units

### Dimensions & Weight:

Footprint: 4808mm (W) x 4385mm (L)  
Height: 2540mm  
Weight: 1520kg (estimation)  
Recommended Live Area: 8200mm x 8200mm



## 360S-CROSSFIT

### Stations & Features

Rock Grip Chin-Up Handles - 1 station  
Rebounder  
Punching Bag Stand  
Step-Up Platform  
Power Pivot (Landmine)  
Variable Cable Column - 1 set (Weight Stack 100kg)  
U-Link Adjustment Column - 1 set  
Accessory Storage Shelves - 8 units

### Dimensions & Weight:

Footprint: 4800mm (W) x 3450mm (L)  
Height: 2440mm  
Weight: 820kg (estimation)  
Recommended Live Area: 5500mm x 6500mm



## 360X-CROSSFIT

### Stations & Features

Rock Grip Chin-Up Handles - 2 stations  
Rebounder  
Punching Bag Stand  
Step-Up Platform  
Dip Handle  
Power Pivot (Landmine)  
Variable Cable Column - 1 set (Weight Stack 80kg)  
U-Link Adjustment Column - 2 sets  
Accessory Storage Shelves - 4 units  
General Storage Shelf - 1 unit

### Dimensions & Weight:

Footprint: 3553mm (W) x 3143mm (L)  
Height: 2440mm  
Weight: 552kg (estimation)  
Recommended Live Area: 6000mm x 6000mm



**GYM ACCESSORIES**



Adjustable Hand Grip




Aerobic Stepper



Agility Hurdles



Hanging Punching Bag



Hexa Dumbbell



Leather Power Belt (S, M, L, XL)



Agility Ladder



Battling Rope (9m - 30ft) (15m - 50ft)



Bosu Ball



Medicine Ball Reactor



Multi Color Plates



Olympic Gym Rods




Bouncer Dumbbell



Distance marking Set



Fix Babrbell



Peanut Ball




Power Wheel



Pu Coated Plates



Folding Gym Mat



Gym Ball



Hammer



Push Up Stand



Resistance Band



Rubber Medicine Ball



Single Twister



Skipping Rope & Digital Counter



Slam Ball



Triangle Dumbbell



Vinyl Kettle Bell



Wrist Curl Machine



# OUR INSTALLATIONS



# OUR INSTALLATIONS



# OUR INSTALLATIONS



# OUR PRESTIGIOUS CLIENTS POWERED BY KFS FITNESS



BFF FITNESS  
HIMANCHAL PRADESH



IMT GHAZIABAD



STREAMLINE SPORTS  
INDIA PVT LTD BANGALORE



SFW THE GYM (BIGGEST  
GYM CHAIN OF GUJRAT)



MODINAGAR



MUMBAI



THE AESTHETIC  
GYM PUNJAB



RK FITNESS BY  
ROHIT KHATRI



SOUNDS FIT PUNE



COSMOS THE GYM  
INDORE



FIT N GLOW FITNESS  
CLUB KERALA



FIT VISE GYM  
PUNJAB



GENPACT



ND FITNESS NASHIK



MUSFIT GYM  
UTTAR PRADESH



SAHARANPUR  
UTTAR PRADESH



NAVI MUMBAI



PATNA



PUNE



THE LEAF



WITNESS THE  
FITNESS  
BANGLORE



TRANSFORMERS  
FITNESS STUDIO  
LAKHIMPUR



THE GYM HUT  
INDORE



THE CIRCLE  
WORK



THE CALIFIT  
GYM DELHI



STAY FIT  
NASHIK



WEST BENGAL



COREENERGY FITNESS  
JAIPUR



POWERLIFTING  
FEDERATION  
OF INDIA



SPORTS ACADEMY  
FAZILKA



SS GROUP



OMAXE GROUP



UNA HIMANCHAL



RAJASTHAN



AHMEDABAD GUJARAT



ANDHRA PRADESH



DELHI (2)



BIHAR



HYDERABAD



BHADOHI UP



DELHI



GHAZIABAD



GORAKHPUR



HARYANA



MANALI  
HIMANCHAL PRADESH



INDORE MADHYA  
PRADESH



INDORE



KARNATAKA



KERALA



KOTA  
RAJASTHAN

# KFS EVENTS



**IHFF 2018 MUMBAI PREMIUM SPONSOR**  
**IHFF 2019 DELHI PREMIUM SPONSOR**



**FEA FITNESS EXCELLENCE AWARDS** **FEA AWARDS 2018 - 2019 TAJ DELHI**



**KFS ASIA EDUFIT 2019 DELHI MAIN SPONSOR**



**SHERU CLASSIC 2018 MUMBAI PREMIUM SPONSOR**  
**SHERU CLASSIC 2019 DELHI PREMIUM SPONSOR**



**THE FIT EXPO** **FITEX EXPO DELHI 2018 - 2019 PREMIUM SPONSOR**



# KFS EVENTS

## INSPIRE INDIA SUMMIT 2021



Asia Edu-Fit Summit


## ASIA EDUFIT 2022



## IFFF SHERU CLASSIC DELHI 2022 PREMIUM SPONSOR



## IFFF SHERU CLASSIC MUMBAI 2022 PREMIUM SPONSOR



## IFFF SHERU CLASSIC DELHI 2023 PREMIUM SPONSOR



# KFS EVENTS




## IFFF SHERU CLASSIC NEW DELHI 2024



# KFS EVENTS



## IFFF SHERU CLASSIC MUMBAI 2025



## IFFF SHERU CLASSIC NEW DELHI 2025

